



# Superpower Technology Company Ltd.

HK Add: Flat B, 15th Floor, Winbase Centre, 208 Queen'S Road Central, HongKong  
 SZ office: 102, Cth, YangGuangXinJu, HangChen Road, GuShu, BaoAn, ShenZhen, China

Email: info@superpower.com.hk www.asound.com








## QUOTATION

Not

1. price based on **MOQ/item, FOB HK or SZ**.
2. **Payment: 30% deposit in advance, the balance before shipment**
3. Warranty: 12 months after Shipment
4. Packing: Standard Retail box Package, if custom design needs to discuss

Date: **1-Feb-2010**

5. Delivery : 2 weeks after P/I confirm
6. For invoice total amount less than US\$10,000.00 then shipment term will be Exwork-Shenzhen
7. Price valid: 30 Days

| No.  | Model No.                        | Description  | Solution              | Photo   | Q'ty | Price US\$ |
|--|----------------------------------|--|-----------------------|---|------|------------|
| <b>PCI for IDE &amp; SATA Card</b>   |                                  |  |                       |   |      |            |
| 1  | SP-6421-ESA<br>(QFC: 161436)     | <b>VT6421A PCI eSATA+SATA+IDE RAID Card</b>  | VIA VT6421A           |    | 500  |            |
|  |                                  | 2 internal Serial ATA Port, 1 external port (but the external port is shared with one of the internal port) and One Ultra ATA Channels |                       |   |      |            |
|  |                                  | Supports RAID Level 0. RAID Level 1 and JBOD. The RAID functions are only supported on the SATA hard drives                            |                       |   |      |            |
|  |                                  | Support ATAPI devices: CD-ROM, DVD-ROM etc.  |                       |   |      |            |
|  |                                  | Driver supported MS Windows 98SE/Me/2000/XP/NT 4.0/Vista/7   |                       |   |      |            |
| 2  | SP-3112-2SATA                    | <b>SIL3112 PCI 2 ports SATA RAID Card</b>  | Silicon Image SIL3112 |  | 300  |            |
|  |                                  | PCI Specification Revision 2.2 compliant   |                       |   |      |            |
|  |                                  | Serial ATA Specification Revision 1.0 compliant  |                       |   |      |            |
|  |                                  | Dual independent DMA channels with 256KB FIFO per Serial-ATA channel transfer rate up to 1.5Gb/s. Internal Serial-ATA port x 2         |                       |   |      |            |
|  |                                  | Support RAID 0. 1. JBOD  |                       |   |      |            |
| Driver supported MS Windows 98SE/Me/2000/XP/NT 4.0/Vista/7, Linux                    |                                  |  |                       |   |      |            |
| 3  | SP-3114-4SATA<br>(QFC: 123967)   | <b>SIL3114 PCI 4 ports SATA RAID Card</b>  | Silicon Image SIL3114 |  | 200  |            |
|  |                                  | PCI Specification Revision 2.3 compliant, Serial ATA Specification Revision 1.0 compliant  |                       |   |      |            |
|  |                                  | Support RAID 0. 1. 5. 0+1. JBOD  |                       |   |      |            |
|  |                                  | Support ATAPI devices: CD-ROM. DVD-ROM. etc  |                       |   |      |            |
|  |                                  | Integrated SATA Transport. Link Logic & PHY layer Support 4 Independent Serial ATA channels(1.5Gbps)                                   |                       |   |      |            |
| Driver supported MS Windows 98SE/ME/Nt4/2000/XP/Server 2003/Vista/7, Linux & Netware |                                  |  |                       |   |      |            |
| 4  | SP-PCI3124-4SATAII               | <b>SIL3124 PCI 4 ports SATA-II RAID Card</b>   | Silicon Image SIL3124 |  | 200  |            |
|  |                                  | Support 2 Independent SATA Channels  |                       |   |      |            |
|  |                                  | Compliant with SATA 1.0 specification  |                       |   |      |            |
|  |                                  | Support RAID 0. 1. 5. 0+1. JBOD  |                       |   |      |            |
|  |                                  | Driver supported Win2000/XP/Server 2003/Vista/7, Linux OS & Mac OS   |                       |   |      |            |
| <b>PCIe for IDE &amp; SATA Card</b>  |                                  |  |                       |   |      |            |
| 1  | SP-363-2SATAII                   | <b>JMB363 PCIe 2 ports SATA-II + ATA133 RAID Card</b>  | JMB363                |  | 300  |            |
|  |                                  | Supports 1-Lane 2.5Gbps PCI Express bus, Supports 2-port 3.0Gbps SATA II interface   |                       |   |      |            |
|  |                                  | Internal native interface multiplexed to 2-port SATAII and 1-port ATA  |                       |   |      |            |
|  |                                  | Supports Hot Plugging like USB on SATA II port, Supports up to 0, 1, 0+1, JBOD function  |                       |   |      |            |
|  |                                  | Supports two independent SATAII channels(separate logic and FIFO)  |                       |   |      |            |
| Driver supported Win2000/XP/Server 2003/Vista/7, Linux OS & Mac OS                   |                                  |  |                       |   |      |            |
| 2  | SP-3132-2SATAII<br>(QFC: 161337) | <b>SIL3132 PCIe 2 ports SATA-II RAID Card</b>  | Silicon Image SIL3132 |  | 300  |            |
|  |                                  | Support 1-lane 3 Gb/s PCI Express, Compliant with STAT 1.0 specification   |                       |   |      |            |
|  |                                  | Support SATA II (transfer rate of 3.0Gb/s) for either Internal SATA ports or External eSATA ports                                      |                       |   |      |            |
|  |                                  | Support 2 Independent SATA Channels  |                       |   |      |            |
|  |                                  | Supports RAID 0, RAID 1 & Soft RAID5   |                       |   |      |            |
| Driver supported Win2000/XP/Server 2003/Vista/7, Linux OS & Mac OS                   |                                  |  |                       |   |      |            |
| 3  | SP-PCIe3124-4SATAII              | <b>SIL3132 PCIe 2 ports SATA-II RAID Card</b>  | Silicon Image SIL3124 |  | 100  |            |
|  |                                  | Support 1-lane 3 Gb/s PCI Express, Compliant with STAT 1.0 specification   |                       |   |      |            |
|  |                                  | Support SATA II (transfer rate of 3.0Gb/s)   |                       |   |      |            |
|  |                                  | Support 2 Independent SATA Channels  |                       |   |      |            |
|  |                                  | Support RAID 0, 1, 5, 0+1, JBOD  |                       |   |      |            |
| Driver supported Win2000/XP/Server 2003/Vista/7, Linux OS & Mac OS                   |                                  |  |                       |   |      |            |
|  |                                  |  |                       |   |      |            |

| CARD BUS for SATA Card   |                                   |   |         |   |     |
|--|-----------------------------------|---|---------|---|-----|
| 1  | SP-CB-eSATA-2P                    | <b>CARD BUS 2 ports eSATA Card</b>  | VIA     |    | 100 |
|  |                                   | 32-bit CardBus PC Card Type II standard compliant   |         |   |     |
|  |                                   | eSerial-ATA Interface Serial ATA Specification Revision 1.0 compliant   |         |   |     |
|  |                                   | Dual independent DMA channels with 256KB FIFO per Serial-ATA channel, transfer rate up to 1.5Gb/s.                            |         |   |     |
|  |                                   | eSerial-ATA port x 2 Approval   |         |   |     |
| Support operating systems including Windows 98/Me/NT4/2000/XP/vista/7, Linux |                                   |   |         |   |     |
| EXPRESS for SATA II Card   |                                   |   |         |   |     |
| 1  | SP-EC-eSATAII-2P<br>(QFC: 161382) | <b>EXPRESSCARD/34mm 2 ports eSATA Card</b>  | JMB362  |    | 100 |
|  |                                   | Compliant with Serial ATA II specification, Backward compatible to Serial ATA 1.0 specification, Data transfer up to 3.0Gbps, |         |   |     |
|  |                                   | Support Native Command Queue (NCQ), FIS Based Switching with Port Multiplier  |         |   |     |
|  |                                   | Support 2-independent SATA ports, All external ports are compatible to eSATA Specification                                    |         |   |     |
|  |                                   | Supports RAID 0, RAID 1 & Soft RAID5  |         |   |     |
| Driver supported MS Windows 2000/XP/Vista/7, Linux, Mac OS                   |                                   |   |         |   |     |
| SATA / IDE Adapter   |                                   |   |         |   |     |
| 1  | SP-IDE2SATA<br>(QFC: 139071)      | <b>IDE TO SATA CONVERTER (Connect SATA driver to IDE controller)</b>  | JM20330 |   | 500 |
|  |                                   | Chipset : SATALINK - SPIF223, No driver needed  |         |   |     |
|  |                                   | One 40 pin IDE port, One Serial ATA port, One 4 pin power connector   |         |   |     |
|  |                                   | Supports ATA 100/33, Compliant with Serial ATA specification  |         |   |     |
|  |                                   | Package Components:   |         |   |     |
| (1)IDE to SATA converter   |                                   |   |         |   |     |
| (2)SATA cable  |                                   |   |         |   |     |
| (3)Power cable   |                                   |   |         |   |     |
| 2  | SP-SATA2IDE<br>(QFC: 124850)      | <b>SATA TO IDE CONVERTER (Connect IDE driver to SATA controller)</b>  | SPIF223 |  | 500 |
|  |                                   | Chipset : SATALINK - SPIF223, No driver needed  |         |   |     |
|  |                                   | One 40 pin IDE port, One Serial ATA port, One 4 pin power connector   |         |   |     |
|  |                                   | Supports ATA 100/33, Compliant with Serial ATA specification  |         |   |     |
|  |                                   | Package Components:   |         |   |     |
| (1)SATA to IDE converter   |                                   |   |         |   |     |
| (2)SATA cable  |                                   |   |         |   |     |
| (3)Power cable   |                                   |   |         |   |     |